

Overview



HydroRanger 200 is an ultrasonic level controller for up to six pumps and provides control, differential control, and open channel flow monitoring.

Benefits

- Monitors wet wells, weirs and flumes
- Digital communications with built-in Modbus RTU via RS 485
- Compatible with SmartLinx communication options or SIMATIC PDM via RS 485
- Single or dual point level monitoring
- 6 relay (standard), 1 or 3 relay (optional)
- Auto False-Echo Suppression for fixed obstruction avoidance
- Anti-grease ring/tide mark buildup
- Differential amplifier transceiver for common mode noise rejection and improved signal-to-noise ratio
- Wall and panel mounting options

Application

For water authorities, municipal water, and wastewater plants, HydroRanger 200 is an economical, low-maintenance solution delivering control efficiency and productivity needed to meet today's exacting standards. It offers single point monitoring with all models, and optional dual-point monitoring with 6 relay model. As well, it has digital communications with built-in Modbus RTU via RS 485.

The standard 6 relay HydroRanger 200 will monitor open channel flow and features more advanced relay alarming and pump control functions as well as volume conversion. It is compatible with SIMATIC PDM, allowing for PC configuration and setup. Sonic Intelligence advanced echo-processing software provides increased reading reliability. The optional 1 or 3 relay models provide accurate level measurement functions only; these two models do not provide open channel flow, differential level measurement or volume conversion functions.

HydroRanger 200 uses proven continuous ultrasonic echo ranging technology to monitor water and wastewater of any consistency up to 15 m (50 ft) in depth. Achievable resolution is 0.1 % with accuracy to 0.25 % of range. Unlike contacting devices, HydroRanger 200 is immune to problems caused by suspended solids, harsh corrosives, grease or silt in the effluent, reducing downtime.

- Key Applications: wet wells, flumes/weirs, bar screen control

Level Measurement

Continuous level measurement

Ultrasonic controllers

HydroRanger 200

Technical specifications

Mode of Operation	
Measuring principle	Ultrasonic level measurement
Measuring range	0.3 ... 15 m (1 ... 50 ft), transducer dependent
Measuring points	1 or 2
Input	
Analogue	0 ... 20 mA or 4 ... 20 mA, from alternate device, scalable (6 relay model)
Discrete	10 ... 50 V DC switching level Logical 0 ≤ 0.5 V DC Logical 1 = 10 ... 50 V DC Max. 3 mA
Output	
EchoMax transducer	44 kHz
Ultrasonic transducer	Compatible transducers: ST-H and EchoMax series XPS-10, XPS 15/15F, and XRS-5
Relays ¹⁾	Rating 5 A at 250 V AC, non-inductive
<ul style="list-style-type: none"> • Model with 1 relay²⁾ • Model with 3 relays²⁾ • Model with 6 relays 	1 SPST Form A 2 SPST Form A/1 SPDT Form C 4 SPST Form A/2 SPDT Form C
mA output	0 ... 20 mA or 4 ... 20 mA
<ul style="list-style-type: none"> • Max. load • Resolution 	750 Ω, isolated 0.1 % of range
Accuracy	
Error in measurement	0.25 % of range or 6 mm (0.24 inch), whichever is greater
Resolution	0.1 % of measuring range or 2 mm (0.08 inch), whichever is greater ³⁾
Temperature compensation	<ul style="list-style-type: none"> • -50 ... +150 °C (-58 ... +302 °F) • Integral temperature sensor in transducer • External TS-3 temperature sensor (optional) • Programmable fixed temperature values
Rated operating conditions	
Installation conditions	Indoor / outdoor
<ul style="list-style-type: none"> • Location • Installation category • Pollution degree 	II 4
Ambient conditions	-20 ... +50 °C (-4 ... +122 °F)
<ul style="list-style-type: none"> • Ambient temperature (enclosure) 	

Design	
Weight	
<ul style="list-style-type: none"> • Wall mount • Panel mount 	1.37 kg (3.02 lb) 1.50 kg (3.31 lb)
Material (enclosure)	Polycarbonate
Degree of protection (enclosure)	
<ul style="list-style-type: none"> • Wall mount • Panel mount 	IP65/Type 4X/NEMA 4X IP54/Type 3/NEMA 3
Cable	
<ul style="list-style-type: none"> • Transducer and mA output signal 	2-core copper conductor, twisted, shielded, 300 Vrms, 0.82 mm ² (18 AWG), Belden 8 760 or equivalent is acceptable
<ul style="list-style-type: none"> • Max. separation between transducer and transceiver 	365 m (1 200 ft)
Displays and controls	
	100 x 40 mm (4 x 1.5 inch) multi-block LCD with backlighting
Programming	Programming using handheld programmer or via PC with SIMATIC PDM software
Power supply ⁴⁾	
AC version	100 ... 230 V AC ± 15 %, 50/60 Hz, 36 VA (17 W)
DC version	12 ... 30 V DC (20 W)
Certificates and approvals	
	<ul style="list-style-type: none"> • CE, RCM, EAC, KCC⁵⁾ • Lloyd's Register of Shipping • ABS Type Approval • FM, CSA_{US/C}, UL listed • CSA_{US/C} Class I, Div. 2, Groups A, B, C, and D, Class II, Div. 2, Groups F and G, Class III, EAC Ex (wall mount only) • MCERTS Class 3 approved for Open Channel Flow
Communication	
	<ul style="list-style-type: none"> • RS 232 with Modbus RTU or ASCII via RJ-11 connector • RS 485 with Modbus RTU or ASCII via terminal blocks • Optional: SmartLinx cards for <ul style="list-style-type: none"> - PROFIBUS DP - DeviceNet

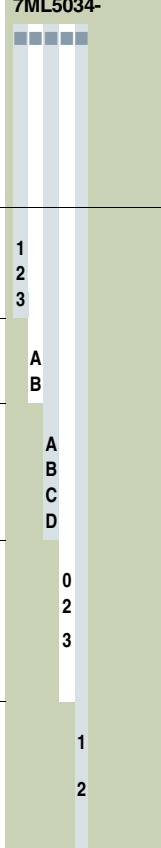
¹⁾ All relays certified for use with equipment that fails in a state at or under the rated maximums of the relays

²⁾ This model is level control only; no open channel flow, differential level or volume conversion functions

³⁾ Program range is defined as the empty distance to the face of the transducer plus any range extension

⁴⁾ Maximum power consumption is listed

⁵⁾ EMC performance available upon request

Selection and Ordering data	Article No.	Selection and Ordering data	Order code
Siemens HydroRanger 200 Ultrasonic level controller for up to six pumps that provides control, differential control and open channel flow monitoring. The HydroRanger 200 is also available as a level measurement controller only. Select option from number of measurement points options below. ↗ Click on the Article No. for the online configuration in the PIA Life Cycle Portal.	7ML5034- 	Further designs Please add "-Z" to Article No. and specify Order code(s). Stainless steel tag [69 x 50 mm (2.71 x 1.97 inch)]: Measuring-point number/identification (max. 27 characters) specify in plain text	Y15
Mounting Wall mount, standard enclosure Wall mount, 4 entries, 4 M20 cable glands included Panel mount ¹⁾	1 2 3	Operating Instructions English German French Note: The Operating Instructions should be ordered as a separate item on the order. All literature is available to download for free, in a range of languages, at http://www.siemens.com/processinstrumentation/documentation	Article No. 7ML19985FC03 7ML19985FC33 7ML19985FC11
Power supply 100 ... 230 V AC 12 ... 30 V DC	A B	Accessories Handheld programmer Tag, stainless steel, 12 x 45 mm (0.47 x 1.77 inch), one text line, suitable for enclosure Sunshield kit, 304 stainless steel USB to RS 232 adapter SITRANS RD100, loop powered display - see Chapter 7 SITRANS RD200, universal input display with Modbus conversion - see Chapter 7 SITRANS RD300, dual line display with totalizer and linearization curve and Modbus conversion - see Chapter 7 SITRANS RD500 web, universal remote monitoring solution for instrumentation - see Chapter 7	A5E36563512 7ML1930-1AC 7ML1930-1GA 7ML1930-6AK 7ML5741-... 7ML5740-... 7ML5744-... 7ML5750-...
Number of measurement points Single point model, 6 relays Dual point model, 6 relays Single point model, level only, 1 relay ²⁾ Single point model, level only, 3 relays ²⁾	A B C D	Spare parts Power Supply Board (100 ... 230 V AC) Power Supply Board (12 ... 30 V DC) MultiRanger 100/200/ HydroRanger 200 display, non-HMI Siemens FI 01 · 2018 Removable terminal blocks	7ML1830-1MD 7ML1830-1ME 7ML1830-1MF A5E38824197
Communication (SmartLinx) Without module SmartLinx PROFIBUS DP module SmartLinx DeviceNet module See SmartLinx product on page 4/348 for more information.	0 2 3		
Approvals General Purpose CE, FM, CSA _{US/C} , UL listed, RCM, EAC, KCC CSA Class I, Div. 2, Groups A, B, C, and D; Class II, Div. 2, Groups F and G; Class III, EAC Ex (for wall mount applications only)	1 2		

¹⁾ Available with approval option 1 only

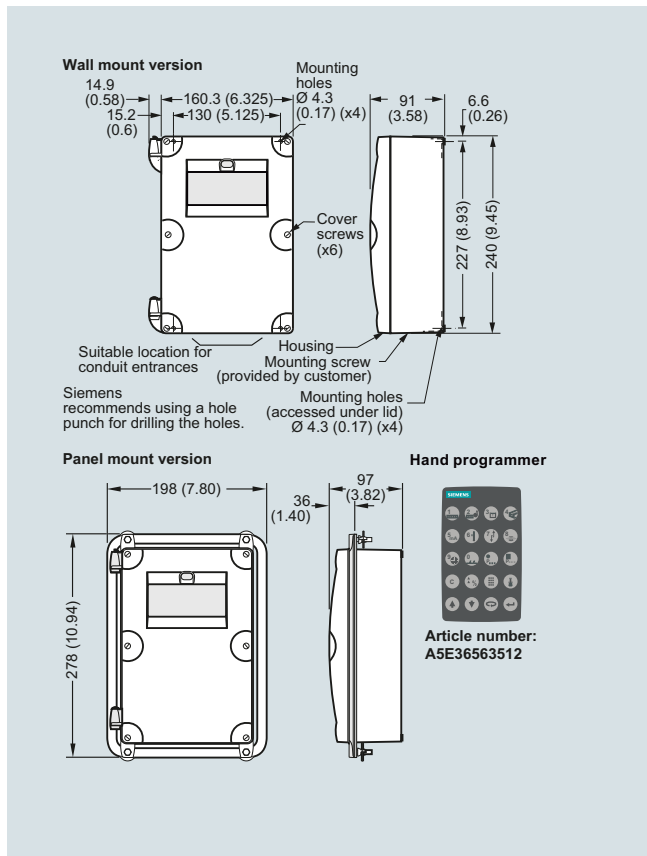
²⁾ This model is level control only; no open channel flow, differential level, or volume conversion functions.

Level Measurement

Continuous level measurement
Ultrasonic controllers

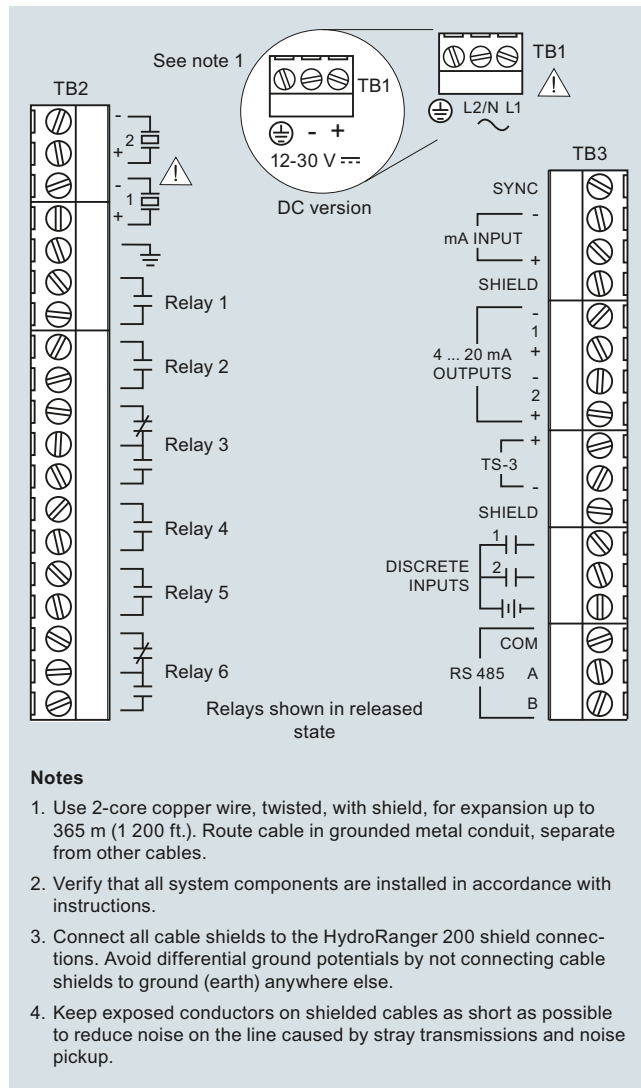
HydroRanger 200

Dimensional drawings



HydroRanger 200, dimensions in mm (inch)

Circuit diagrams



Notes

1. Use 2-core copper wire, twisted, with shield, for expansion up to 365 m (1 200 ft.). Route cable in grounded metal conduit, separate from other cables.
2. Verify that all system components are installed in accordance with instructions.
3. Connect all cable shields to the HydroRanger 200 shield connections. Avoid differential ground potentials by not connecting cable shields to ground (earth) anywhere else.
4. Keep exposed conductors on shielded cables as short as possible to reduce noise on the line caused by stray transmissions and noise pickup.

HydroRanger 200 connections